



**22nd COMMISSION FOR EMPLOYMENT EQUITY
ANNUAL REPORT
INFO SHEET**



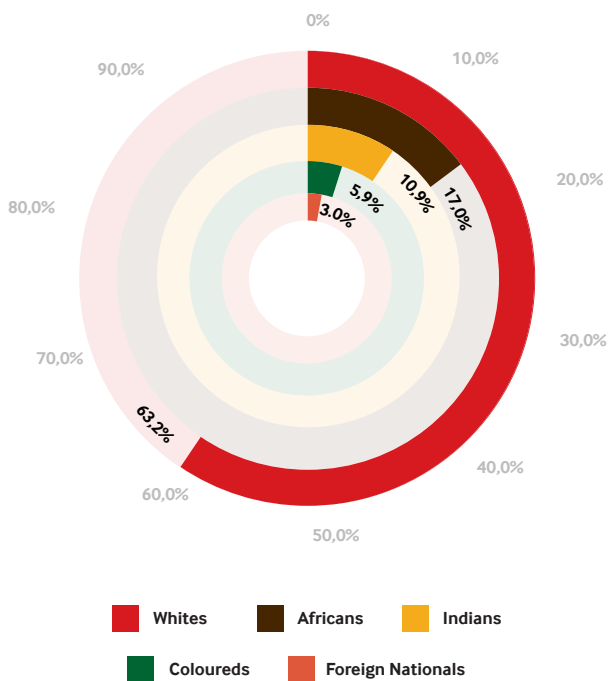
**TRANSFORMATION
MAKES BUSINESS SENSE**

EE REPORTS RECEIVED

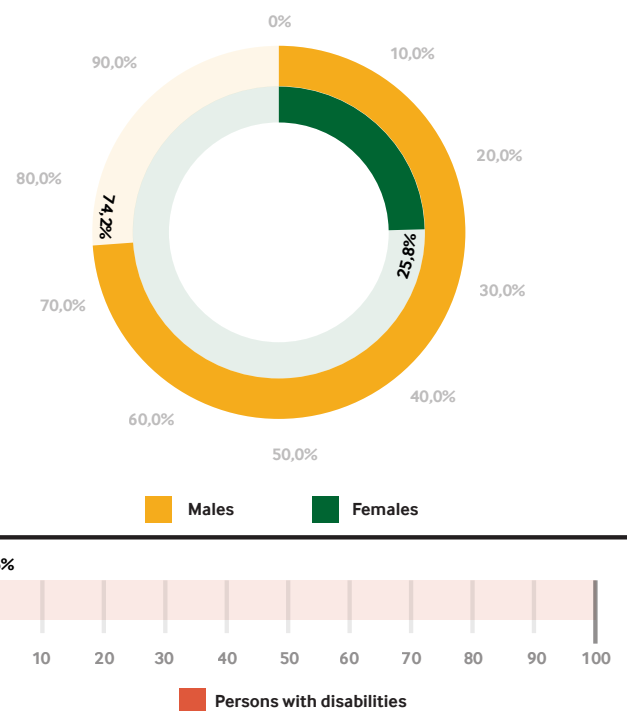
- An increase of 1.4% (382) in the number of reports received from 26635 in 2020 to 27 017 in 2022 was recorded.
- 43.8% of reports received were from Gauteng, followed by 20.6 % from Western Cape and 14.8% from KwaZulu-Natal.
- 25717 reports were received from the Private Sector covering 5149463 employees in 2021, which amounted to 95.2% of all the report received.
- 18.1% of the reports received were from Manufacturing, followed by 14.7% from Wholesale and retail trade; repair of motor vehicles and motorcycles, 14.3% from Agriculture, forestry & fishing and 9.4% from Construction.

TOP MANAGEMENT

POPULATION GROUPS



GENDER GROUPS



SECTORS

• BEST PERFORMERS:

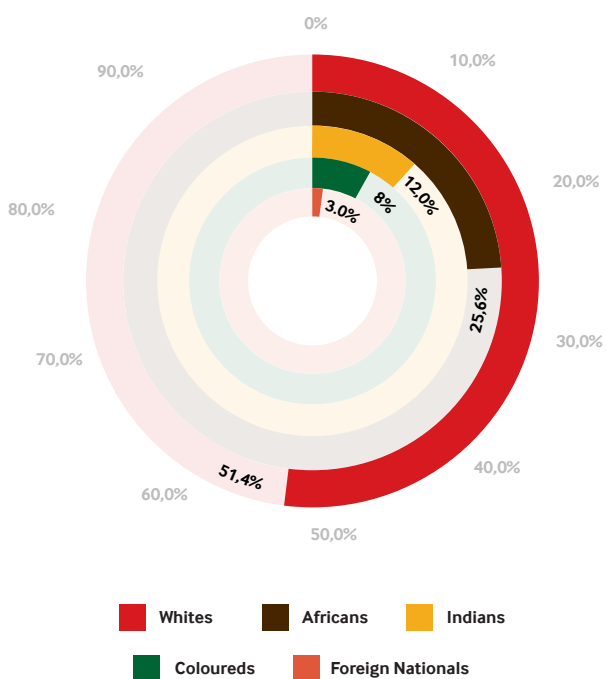
Public Administration and defence, compulsory social security and Water supply, sewerage management and remediation activities.

• WORST PERFORMERS:

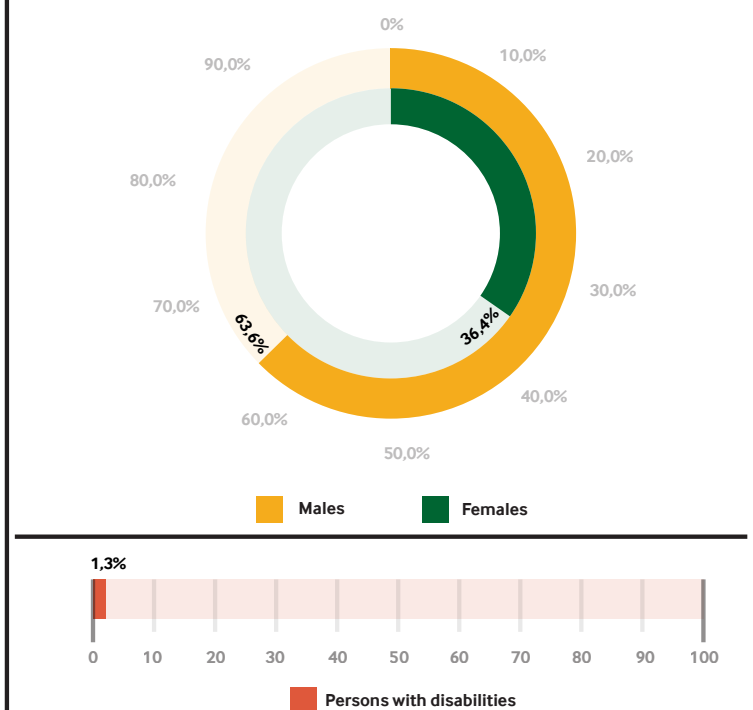
Agriculture, Forestry and Fishing; Real Estates; and Accommodation and Food Services due to over-representation of Whites at over 70% representation.

SENIOR MANAGEMENT

POPULATION GROUPS



GENDER GROUPS



SECTORS

- BEST PERFORMERS:**

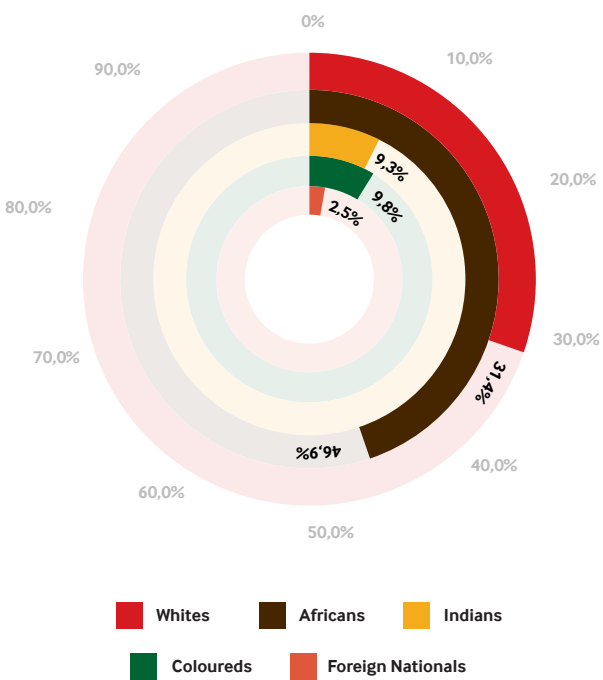
The Public Administration and Defence; Compulsory Social Security Sector and the Water supply, Sewerage, Waste Management and Remediation Activities Sector due to African population group achieving their EAP.

- WORST PERFORMERS:**

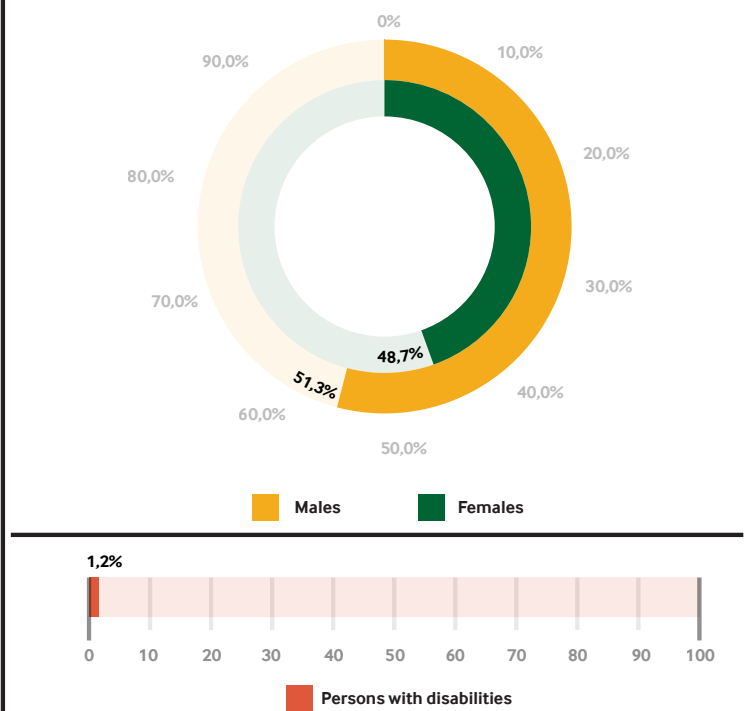
Agriculture, Forestry and Fishing due to over-representation of Whites.

PROFESSIONALLY QUALIFIED

POPULATION GROUPS



GENDER GROUPS



SECTORS

• BEST PERFORMERS

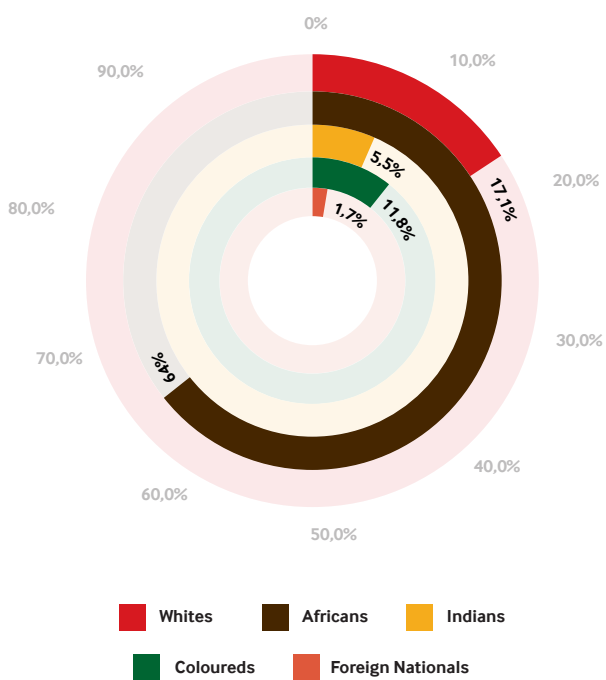
Arts, Entertainment and Recreation; Water supply, sewerage, waste management and remediation activities; and Public administration and defence and compulsory social security sectors performed well in the representation of the African and Coloured population groups.

• WORST PERFORMERS

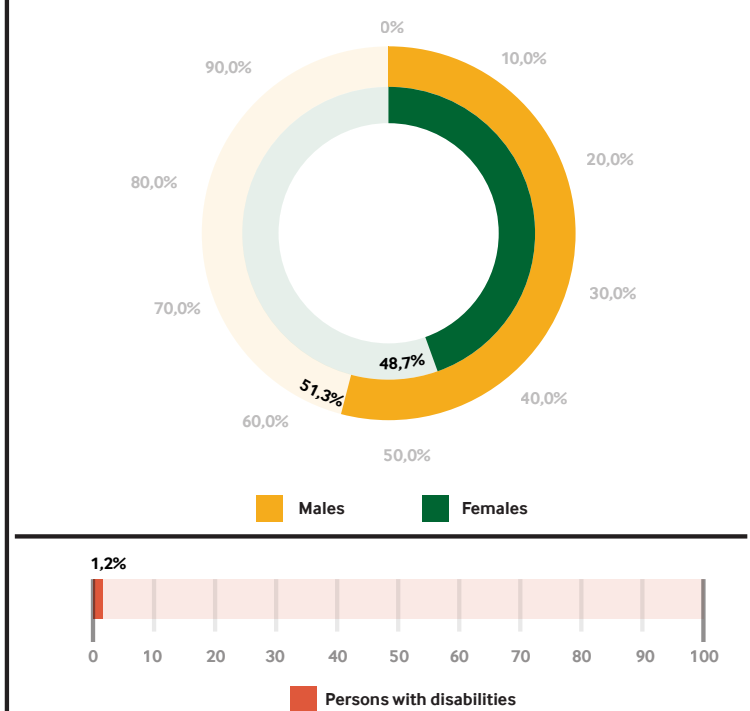
Agriculture, Forestry and Fishing; Information and Communication; and Manufacturing sectors have an over representation of both the White and Indian population groups.

SKILLED TECHNICAL

POPULATION GROUPS



GENDER GROUPS



SECTORS

• BEST PERFORMERS

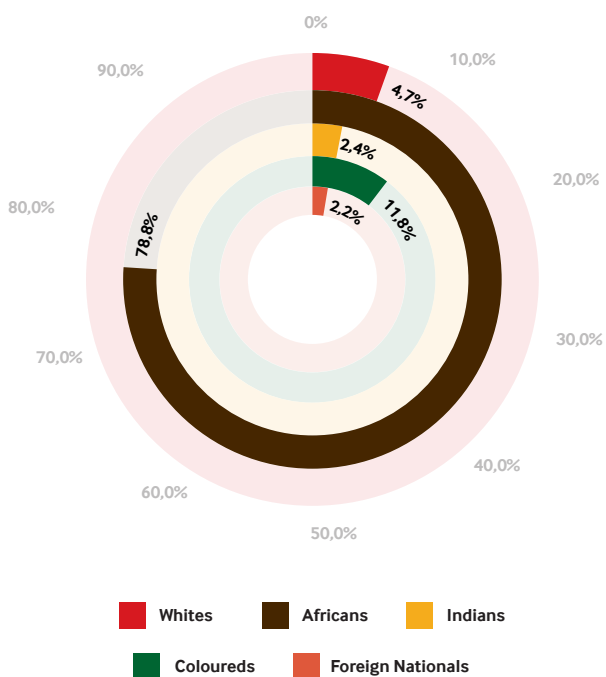
Arts, Entertainment and Recreation Sector is leading in employment of the African population group, particularly African Females.

• WORST PERFORMERS

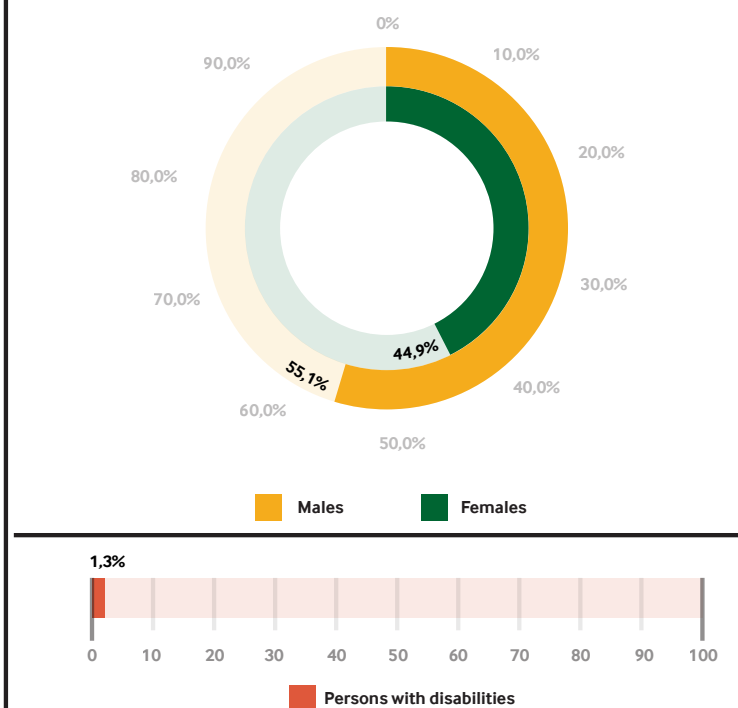
Accommodation and Food Service Activities Sector has the highest number of Foreign Nationals.

SEMI-SKILLED

POPULATION GROUPS



GENDER GROUPS



SECTORS

- BEST PERFORMERS**

Most of the Sectors due to the representation of the African population group being either close to or above their EAP.

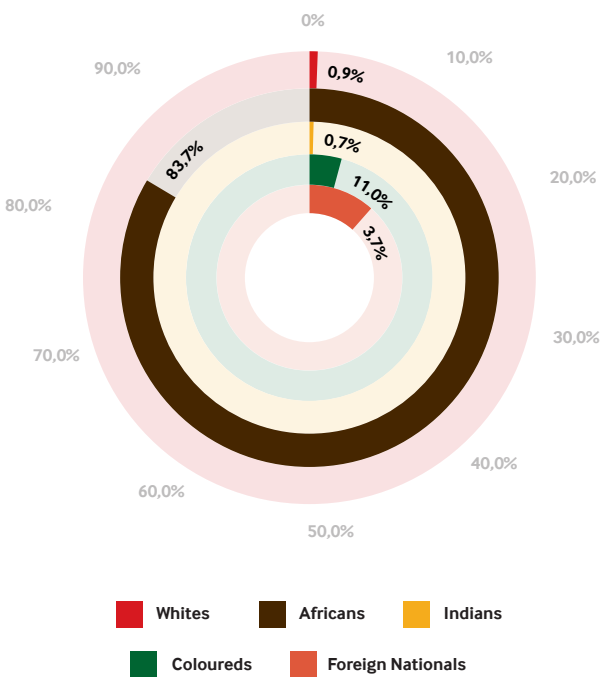
- WORST PERFORMERS**

Mining and Quarrying, Agriculture, Forestry and Fishing and the Real Estate Activities due to the highest number of Foreign Nationals.

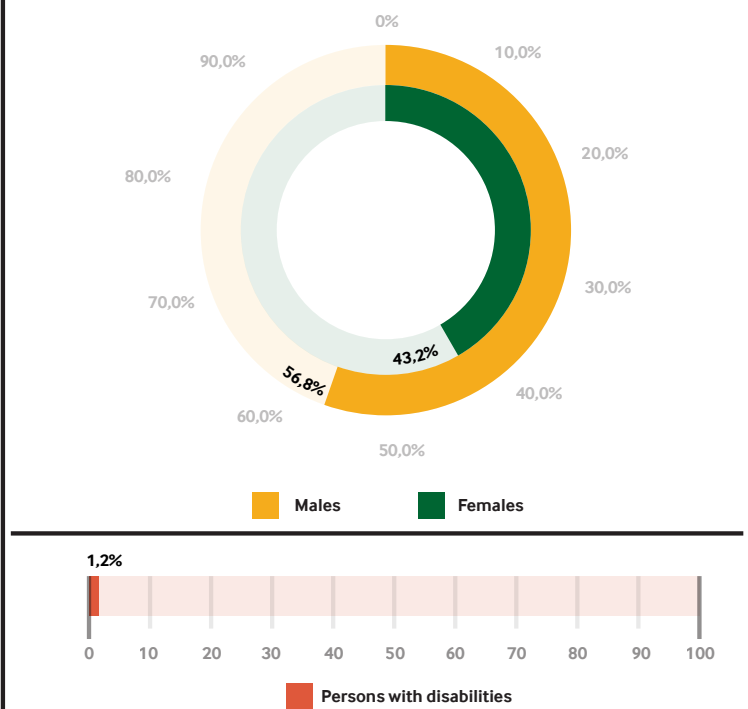
Designated Groups are over represented in almost all Sectors of the Economy

UNSKILLED

POPULATION GROUPS



GENDER GROUPS



SECTORS

- **BEST PERFORMERS**

Mining and quarrying and Electrical, Gas, steam and air conditioning.

- **WORST PERFORMERS**

Human health and social work activities

Designated Groups are over represented in almost all Sectors of the Economy.



